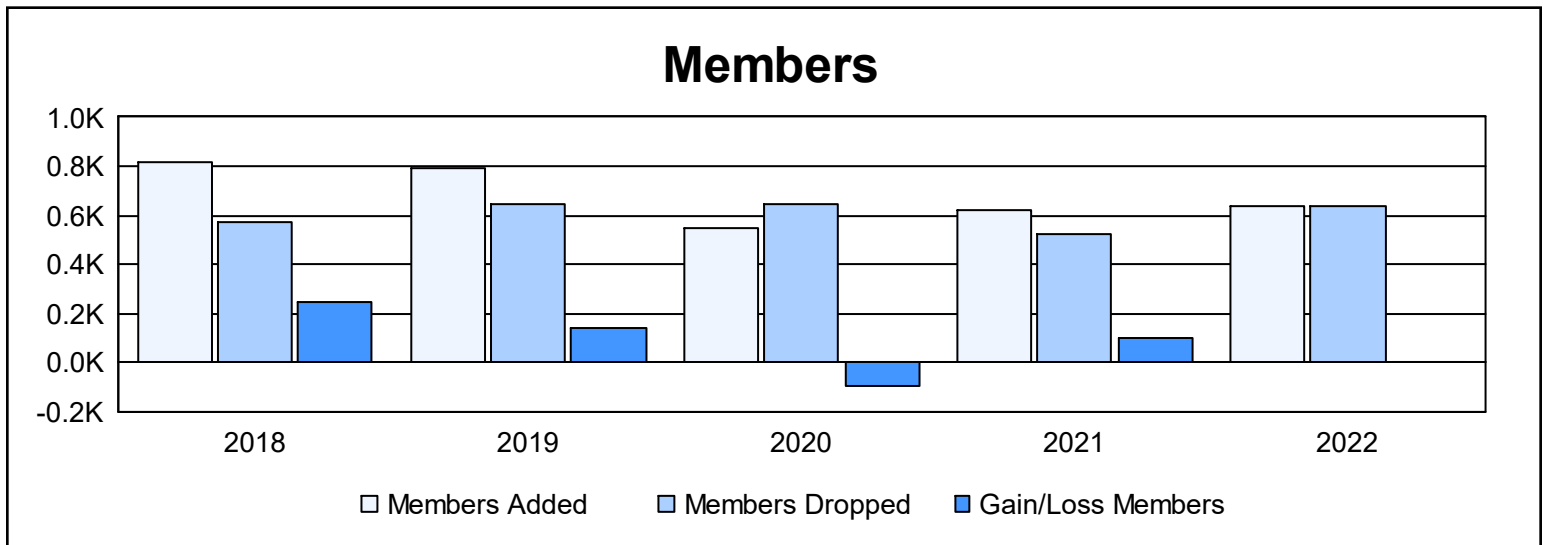
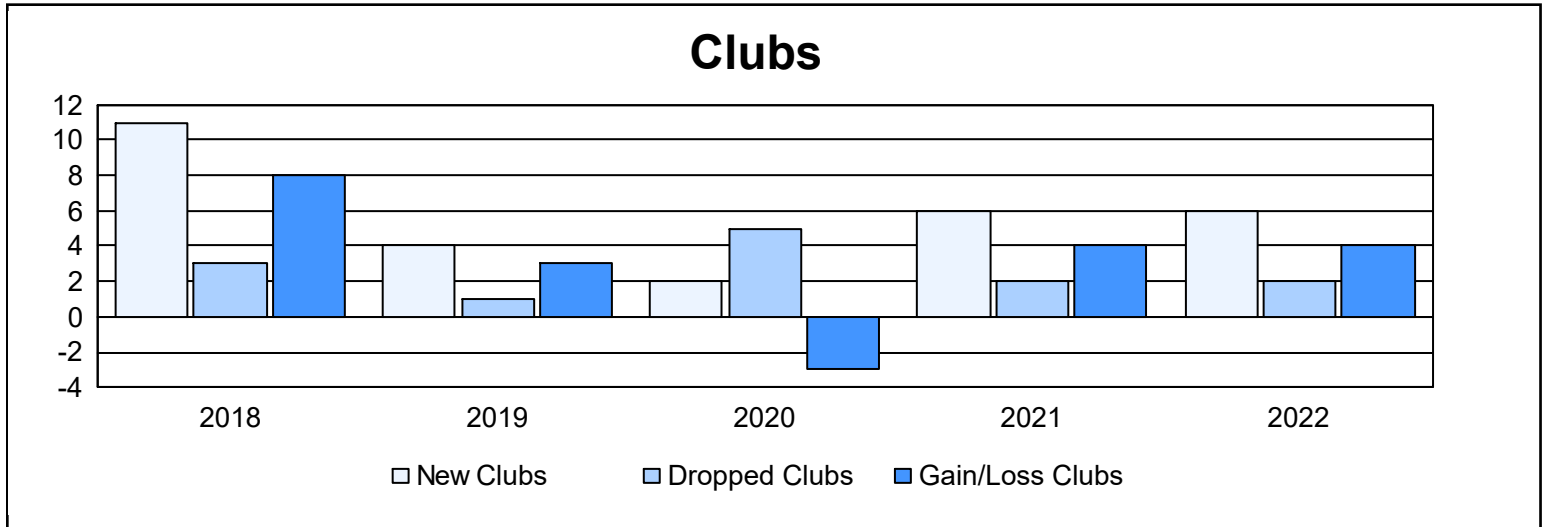
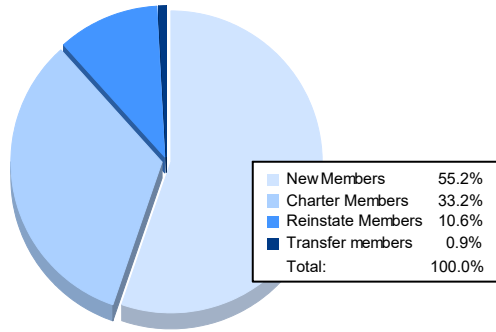


Year	New Clubs	Dropped Clubs	Gain/ Loss Clubs	New Members	Charter Members	Reinstate Members	Transfer Members	Total Member Added	Total Members Dropped	Gain/ Loss Members
2017-2018	11	3	8	513	282	13	7	815	571	244
2018-2019	4	1	3	544	145	24	76	789	645	144
2019-2020	2	5	-3	420	88	29	11	548	642	-94
2020-2021	6	2	4	424	150	15	29	618	521	97
2021-2022	6	2	4	354	213	68	6	641	638	3
<b>Average</b>	<b>6</b>	<b>3</b>	<b>3</b>	<b>451</b>	<b>176</b>	<b>30</b>	<b>26</b>	<b>682</b>	<b>603</b>	<b>79</b>



### Membership Composition June 2022 Cumulative



### Gender Composition June 2022 Cumulative

